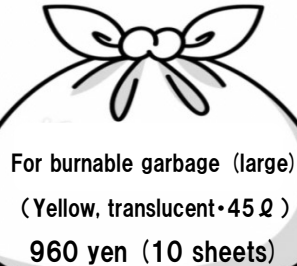


Shin-Hidaka Town Garbage Separation Pamphlet




About waste separation and recycling,
Please feel free to contact us.
For a clean city and effective reuse of
resources Please cooperate with us by
separating your garbage for a clean city and
effective reuse of resources.

Types of garbage bags designated by the town



For burnable garbage (large)
(Yellow, translucent・45ℓ)
960 yen (10 sheets)



For Non-burnable Garbage (small)
(blue translucent, 30ℓ)
600 yen (10 sheets)



For Non-burnable Garbage
(very small)
(blue translucent, 10ℓ)
240 yen (10 sheets)



For burnable trash (small)
(yellow translucent, 30ℓ)
600 yen (10 sheets)



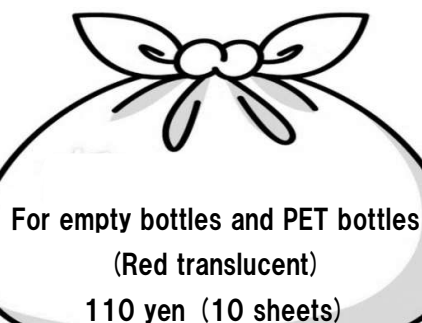
For burnable trash
(extra small)
(Yellow translucent, 20ℓ)
480 yen (10 sheets)

Bulky waste (sticker)
1 piece (1 piece) 360 yen/piece

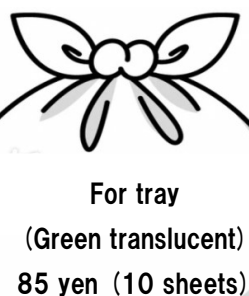
recyclable garbage bag



For empty cans
(Transparent)
85 yen (10 sheets)



For empty bottles and PET bottles
(Red translucent)
110 yen (10 sheets)



For tray
(Green translucent)
85 yen (10 sheets)

*A separate consumption tax will be charged for bags of recyclable waste.

【Inquiry】 Shizunai Living Environment Division
Mitsuishi Regional Development Division

☎0146-49-0289
☎0146-33-2112

general garbage

burnable garbage

●raw garbage●

Cooking scraps, vegetable scraps, leftovers, fish, Shells, etc.



●papers●

Paper scraps, dust paper, paper cups, wrapping paper, aluminum foil, etc.

●grasses and plants●

※Remove soil, sand, etc. before discarding.

●Wood●

※Under 5 cm in cross section and fits in a bag of burnable trash (10-20 cm)



●fibers●

Clothing, cushions, towels, and other fabrics

●Soft plastics●

Vinyl, Styrofoam, detergent containers, shampoo containers, etc.



●Rubber & Synthetic Leather Products●

Shoes, bags, belts (metal buckles are non-burnable trash), etc.



●Others●

Cigarette butts, disposable diapers (flush the mess down the toilet), cat litter, video tape, cooking oil (after it is solid), washer fluid containers (without contents)

Stuffed animals, used fireworks, toothpaste and other tubes, adhesive tape, etc.

non-burnable garbage

●metal garbage●

Knives, kettles, pots, pans, cans, gas stoves, batteries, Spray cans, cassette cylinders etc.

※Please put the contents into a transparent or semi-transparent plastic bag after removing the contents.

●Ceramics & Glass●

Teacups, plates, flowerpots, flower vases, cups, glass fragments, fluorescent lamps, light bulbs, etc.



●hard plastics●

Hangers, buckets, CDs/DVDs, polyethylene tanks (for 18L, empty), wash basins, bowls (containers), etc.

bulky waste

●home appliances●

Vacuum cleaners, fans, stoves, microwave ovens, electronic appliances, etc.

*Please put a bulky waste sticker directly on the appliance itself and dispose of it.

●furniture●

Desks, chairs, chests of drawers, cupboards, beds, etc.



●metallic object●

Bicycles, tricycles, home tanks (90 L or less), etc.




●Others●

Carpets, blankets, futons, sheets
*Please roll up one sheet at a time and tuck it in.
*Please put a bulky waste sticker on it and put it out as it is.

recyclable garbage

Empty can

Beverage cans (steel and aluminum cans)
Rinse out the inside of the cans, do not crush them, and place them in the designated bags for disposal.
If crushed, they will become non-burnable (blue bag).



Used paper

Newspapers (folded and bound crosswise)
Magazines and books (glue-bound, staple-bound, and bound crosswise)
Cardboard (flattened and tied crosswise)
Paper cartons (wash inside, open, dry, and tie)
*Please do not put out in the rain as much as possible.
*Please do not mix copy paper and paperboard (e.g., packaging for 6-pack beverages).



Empty bottles and PET bottles

Empty bottles

Juice, alcoholic beverages, condiments, nutritional drinks, etc.
Please rinse out the inside of the bottle and put it in the designated bag for disposal.
Bottles with caps that cannot be removed (e.g., soda pop, condiments, etc.) should be placed in non-burnable trash.
Bottles that contain oil or cannot be rinsed out should be placed in non-burnable trash.

OPET bottle (clear plastic beverage bottle)

*Rinse out the inside of the bottle, do not crush it, and put it out in the designated bag.
*Pet bottles that contain oil, cannot be rinsed out, or are crushed should be disposed of as burnable trash.
Be sure to separate the lids of bottles and PET bottles

Tray

Only white and styrofoam containers should be rinsed and dried before placing in designated bags.
Natto and cup noodle containers, trays with peelable film labeled "P&P," items that cannot be washed to remove stains, and items not made of styrofoam should be placed in burnable trash.